| REV. | DESCRIPTION OF REVISIONS | APPR. | DRAW. | RELEASE | DATE |
|---|---|---|---|---|---|
| X1 | | | | | |
| X2 | | | | | |

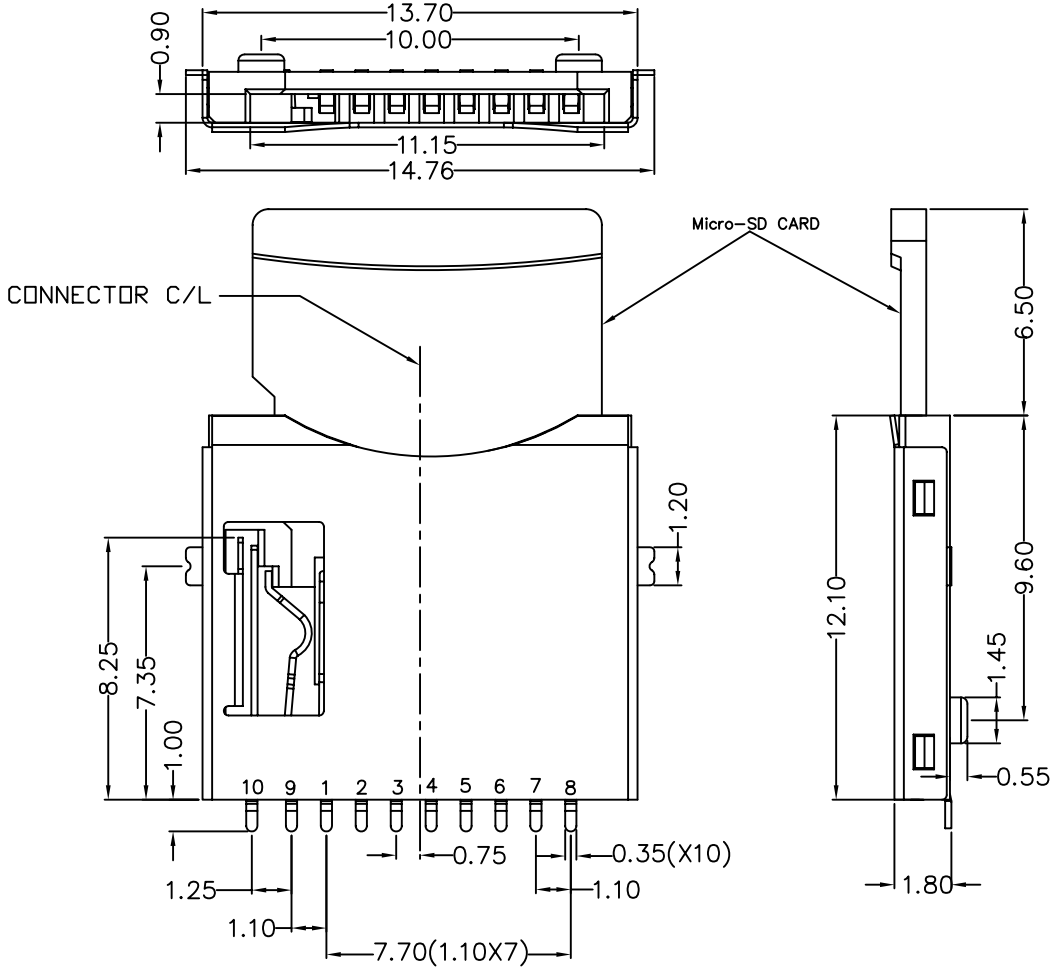


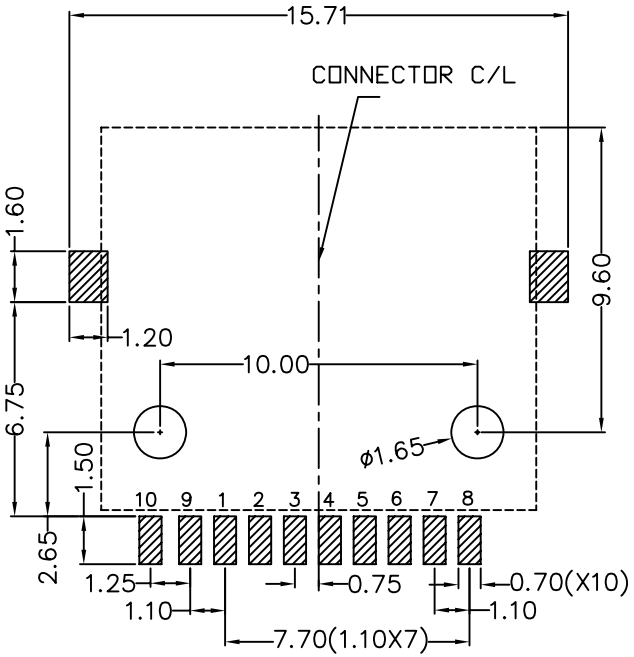


RECOMMENDED P.C.B LAYOUT
COMPONENT SIDE(TOLERANCE ±0.05)

MICRO-SD PIN DESIGN

| PIN NO. | NAME |
|---|---|
| 1 | DAT2 |
| 2 | CD/DAT3 |
| 3 | CMD |
| 4 | VDD |
| 5 | CLK |
| 6 | Vss |
| 7 | DAT0 |
| 8 | DAT1 |
| 9 | CD |
| 10 | GND |

1.General Characteristics
Dimensions: 13.70Lx12.10xW1.80H mm
Weight: Approx0.45g
Durability: 5,000 cycles min.

2.Electrical Characteristics
Contact resistance: 40mΩtypical,80mΩmax
Insulation resistance: >1000MΩ/500V DC

3.Solderability
Vapor phase: 215°C,30sec.Max
IR reflow: 250°C,5sec.Max
Manual soldering: 370°C,3sec.Max

4.Environmental Characteristics
Operating temperature: -40°C~+85°C
Operating humidity: 10%~+95%RH

| ELECTRIC FUNCTION | DETECT SWITCH |
|---|---|
| WITHOUT CARD | OPEN |
| CARD INSERTED | CLOSED |

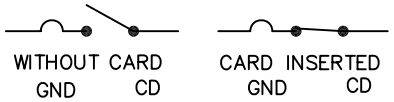


SWITCH OPERATION DIAGRAM

| ITEM | PART NAME | Q'TY | MATERIAL | FINISH |
|---|---|---|---|---|
| 1 | HOUSING | 1 | LCP 30%GF | Black UL94V-0 |
| 2 | DATA CONTACT | 10 | C5210R-H | Contact area: Gold flash |
| 3 | SHELL | 1 | C2680 | Ni plated on solder tails |

Unless otherwise specified, other tolerance are:

| | | | |
|---|---|---|---|
| X | ±0.35 | X° | ±5° |
| X.X | ±0.25 | X.X° | ±4° |
| X.XX | ±0.15 | X.XX° | ±3° |
| X.XXX | ±0.10 | X.XXX° | ±2° |

PROJ. | UNIT mm | SCALE 1:1

CUSTOMER DRAWING

MUP® MUP INDUSTRIAL CO.,LTD.

NAME: **Micro SD Card Connector**
MODEL NO: **MUP-M018**
TYPE: **10Pin H1.80**

| | | |
|---|---|---|
| DRAWN | Zoey | Aug.10.2010 |
| CHECKED | Jay | Aug.10.2010 |
| APPROVAL | Simon | Aug.10.2010 |

DWG NO.: DWG-MUP-M018-001
SHEET 1/1
REVISION X1